

# 6 SPECIAL CIRCUMSTANCES IN ROAD TRAFFIC




---





## CONTENT

- 6.1 Road works..... 2
- 6.2 An Organised convoy of vehicles ..... 5
- 6.3 Priority vehicles and escort vehicles ..... 5
  - 6.3.1 Priority vehicles..... 5
  - 6.3.2 Escort vehicles..... 6
- 6.4 Vehicles with a special warning lamp emitting yellow light ..... 6
- 6.5 Special freight transport ..... 8

# 6.1 ROAD WORKS

*The candidates know and understand traffic rules and risk factors associated with road works (motorway and expressways are excluded).*

<p>1.</p>		<p><b>What do the temporary road and traffic signs depicted indicate?</b></p> <ul style="list-style-type: none"> <li>a. A detour due to a total roadblock.</li> <li>b. A partial roadblock.</li> <li>c. A necessary U-turn due to a total roadblock.</li> </ul>	<p>1.</p>
<p>2.</p>		<p><b>How are you going to act in the situation depicted?</b></p> <ul style="list-style-type: none"> <li>a. I use the sound and light warning signals and drive onto the narrowed part of the carriageway.</li> <li>b. Despite the green light, I wait for the vehicle from the opposite direction to drive past the narrowed part of the carriageway.</li> <li>c. I drive through the green light and force the driver from the opposite direction to drive in reverse.</li> </ul>	<p>2.</p>
<p>3.</p>		<p><b>What does the depicted traffic signalisation indicate?</b></p> <ul style="list-style-type: none"> <li>a. A total roadblock.</li> <li>b. A private road.</li> <li>c. A school route.</li> </ul>	<p>3.</p>

4.		<p><b>We are approaching a sewer cleaning truck stopped on the carriageway. How are you going to act in this situation?</b></p> <ol style="list-style-type: none"> <li>I stop at a sufficient distance from the truck and wait for the vehicle from the opposite direction to pass by.</li> <li>I stop behind the truck and use the sound warning signal to alert workers of my presence.</li> <li>I continue driving past the truck because, according to the traffic signs, I have priority over the vehicle from the opposite direction.</li> </ol>	4.
5.		<p><b>What does the traffic sign depicted indicate?</b></p> <ol style="list-style-type: none"> <li>Numerous people carrying flags.</li> <li>The possibility of a strong side wind.</li> <li>Manually regulated traffic due to construction works or a traffic obstruction.</li> <li>People putting up flags because of the national holiday.</li> </ol>	5.
6.		<p><b>How do you act when you reach a worker with the red flag as depicted?</b></p> <ol style="list-style-type: none"> <li>I pass the worker, as there is enough room on the left.</li> <li>I stop and wait for the green flag.</li> <li>I turn the vehicle around because the worker has closed down the carriageway for an extended duration.</li> <li>I turn the vehicle around because the flag indicates a total roadblock.</li> </ol>	6.
7.		<p><b>You intended to drive straight ahead. How are you going to act in this situation?</b></p> <ol style="list-style-type: none"> <li>I turn the vehicle around at an appropriate spot, because the road is closed due to roadworks.</li> <li>I stop next to the traffic signs and wait for the worker's instructions.</li> <li>I continue driving carefully because the traffic signs only indicate a roadworks site at the end of the street.</li> </ol>	7.

8.



**How are you going to act in the situation depicted?**

- a. I use the sound warning signal to warn the worker to move to the pavement.
- b. I reduce my speed and drive past the worker at a sufficient lateral distance.
- c. I stop and wait for the worker to finish their work.

8.

## 6.2 AN ORGANISED CONVOY OF VEHICLES

*The candidates know and understand traffic rules and risk factors associated with an organized convoy of vehicles.*

1.		<b>What is the meaning of the term <i>organised convoy of vehicles</i>?</b>  a. A line of three or more vehicles moving one behind another along the same traffic lane in the same direction with the speed and the actions of drivers being mutually dependent. b. A combination of a towing vehicle and at least one trailer or semitrailer vehicle. c. A specially marked group of three or more vehicles, including escort vehicles, driving in the same traffic lane at a specific speed and at a prescribed distance.	9.
----	--	---	----

## 6.3 PRIORITY VEHICLES AND ESCORT VEHICLES

### 6.3.1 Priority vehicles

*The candidates know and understand the traffic rules and risk factors relating the priority vehicles.*

1.		<b>How do you act when a priority vehicle is catching up to you?</b>  a. I continue driving unhindered, but I do not overtake. b. I reduce my speed, move to the edge of the carriageway and stop if necessary. c. I accelerate, so that I don't hinder the priority vehicle.	10.
----	--	---	-----


### 6.3.2 Escort vehicles

*The candidates know and understand the traffic rules and risk factors relating the escort vehicles.*

1.		<p><b>How do you act when an escort vehicle is catching up to you?</b></p> <ul style="list-style-type: none"> <li>a. I continue driving at an unreduced speed, but I do not overtake.</li> <li>b. I stop and enable the escort vehicle and vehicles escorting it to drive by unhindered.</li> <li>c. I reduce my speed and move to the edge of the carriageway.</li> </ul>	11.
----	--	--	-----

### 6.4 VEHICLES WITH A SPECIAL WARNING LAMP EMITTING YELLOW LIGHT


*The candidates know and understand the traffic rules and risk factors relating the vehicles with a special warning lamp emitting yellow light.*

1.		<p><b>How do you act when you catch up to the vehicle depicted?</b></p> <ul style="list-style-type: none"> <li>a. I use the sound warning signal to alert the driver to move out of my way.</li> <li>b. I turn the hazard lights on and drive behind it until its work is finished or it leaves the carriageway.</li> <li>c. I reduce my speed and overtake it at an appropriate spot.</li> <li>d. Because it is very slow, I overtake it immediately regardless of the circumstances.</li> </ul>	12.
----	---	---	-----

2.		<p><b>How do you act when you encounter a vehicle with a special warning lamp emitting yellow light (with a yellow flashing light)?</b></p> <p>a. I reduce my speed and turn the hazard lights on.  b. I drive with extreme caution and stop if necessary.  c. I stop beyond the carriageway.</p>	13.
3.		<p><b>How do you act when you catch up to a vehicle with a special warning lamp emitting yellow light (with a yellow flashing light)?</b></p> <p>a. I stop and wait for the vehicle to drive off.  b. I enable the workers on such a vehicle to perform their work undisturbed.  c. As is the case with any kind of roadblock, I drive past this vehicle without hesitation.</p>	14.

# 6.5 SPECIAL FREIGHT TRANSPORT

*The candidates know and understand the traffic rules and risk factors relating the special freight transport.*

1.		<p><b>Are we obliged to follow directions and signs given by the special transport escort staff?</b></p> <ul style="list-style-type: none"> <li>a. Yes, we must follow their directions.</li> <li>b. No, in traffic we only follow directions issued by traffic police officers and municipal traffic wardens.</li> </ul>	15.
----	---	---	-----